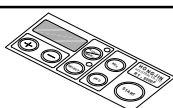
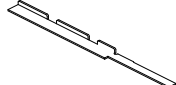
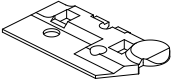
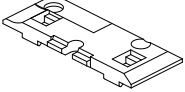

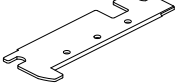

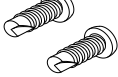

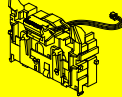

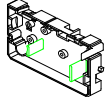

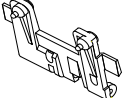







## RT-9000F SPARE PARTS

NO	PARTS NAME	set	picture
100	Cover Set	#101~104 Assembly	
101-1	Front Cover		
101-2	Main Cover		
101-3	Torsion Spring(LH)		
101-4	Torsion Spring(RH)		
101-5	Safty Plate Spring		
103	Knife Box Lever		
104	Coil Spring		
106	Switch Name Plate		
200	Knife Box Set	#201~214 Assembly	
201	Knife Box		
202	Upper Knife Safe Plate		
203	Coil Spring		
204	Oil Sponge		
205	Knife Support Rail(LH)		
206	Knife Support Rail(RH)		
207	Bottom Knife		

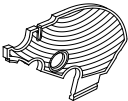


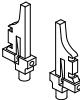
## RT-9000F SPARE PARTS

NO	PARTS NAME	set	picture
208	Bottom Knife Pressing Plate(R)		
209	Bottom Knife Pressing Plate(L)		
210	Bottom Knife Torsion Spring		
211	Upper Knife		
212	Upper Knife Fix Plate Spring		
213	Cross Round Head Tapping Screw		
214	Tape Discharge Guide Plate Set		
300	Knife Gear Box Set	#301~327 Assembly	
301	Knife Gear Box Front		
302	Knife Gear Box Rear		
303	Tape Auto Sensor Set	#303-1~303-3 Ass'y	
304	Lower Knife Slide Plate		
305	Knife Cam Plate Roller		
306	Knife Sensor Lever		
307	Knife Cam Plate		
310	Knife Motor Pinion		
311	Knife 1'st Gear		

## RT-9000F SPARE PARTS

NO	PARTS NAME	set	picture
312	Knife 2'nd Gear		
313	Knife 3'rd Gear		
314	Knife Main Gear		
315	Knife Gear Bearing		
316	Knife Gear Shaft		
317	Knife Motor		
318	Knife Motor Cable		
322	Innet Cable Shot		
323	Knife Sensor Set		
324	Coil Spring		
325	Knife Sensor Torsion Spring		
326	Knife Cam Plate Shaft		
327	Cross Round Head screw		
400	Bottom Case Set	#401~424 Assembly	
401	Bottom Case		
402	Cushion Rubber(B)		
403	Cushion Rubber(A)		




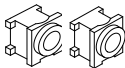

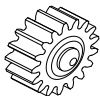
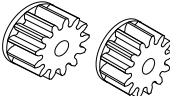
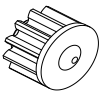
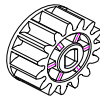
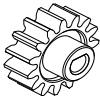
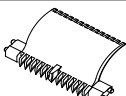
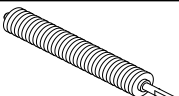
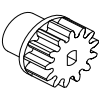
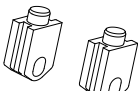


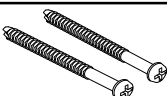
## RT-9000F SPARE PARTS

NO	PARTS NAME	set	picture
404	Tape Wide Control Plate		
405	Tape Separating Plate		
406	Tape Separating Sub Plate		
407	Angle Plate		
409	Tape Guide Plate Set		
409-1	Tape Guide Plate (LH)		
409-2	Tape Guide Plate (RH)		
409-3	Tape Guide Post		
411	Tape Guide Shaft		
412	Oil Bottle		
413	Cross Round Head Screw		
415	Innet - A		
415-1	FUSE		
416	Power Switch		
417	Innet Cable Long		
418	Power Board (C)		
419	Drive Board (D)		



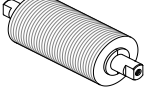


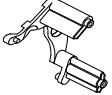

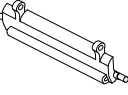

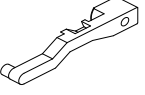

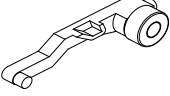
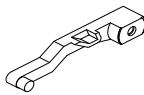
## RT-9000F SPARE PARTS

NO	PARTS NAME	set	picture
420	Earth terminal		
421	Safety Cover		
422	24V Joint Cable		
424	Inlet 2P Cable		
500S (A)	Front Frame Set(PP)	#501~545 Assembly	
500S (B)	Front Frame Set(SI)	#501~545 Assembly	
500A	Rugged Roller Set	501A,502A, 504~508,513~515, 545 Ass'y	
500B	Middle Roller Set	501B,502B,503,511,520, 544 Ass'y	
500C (A)	Large Roller Set(A)_PP	501C,502C, 521~543 Ass'y	
500C (B)	Large Roller Set(A)_SI	501C,502C, 521~543 Ass'y	
501A	Front Frame LH - A		
501B	Front Frame LH - B		
501C	Front Frame LH - C		
502A	Front Frame RH - A		
502B	Front Frame RH - B		
502C	Front Frame RH - C		
503	Middle Roller		

## RT-9000F SPARE PARTS





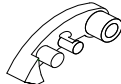
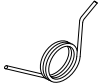



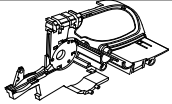
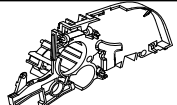
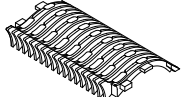

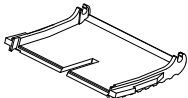
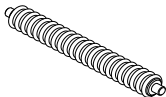
NO	PARTS NAME	set	picture
504	Rugged Roller Lower		
505A	Rugged Roller Upper - plastic		
505B	Rugged Roller Upper - rubber		
507	Rugged Roller Bushing		
508	Rugged Roller Spring		
511	Middle Roller Gear		
512	Idle Gear		
513	Rugged roller Drive Gear		
514	Lower Rugged Gear		
515	Upper Rugged Gear		
520	Tape Check Plate		
521B	Large Pressing Roller(B)		
522	Pressing Roller Gear		
523	Large Pressing Roller Bushing		
524	Coil Spring		
525	Spring Cap		
527	Cross Round Head screw		

## RT-9000F SPARE PARTS

NO	PARTS NAME	set	picture
528A	Large Roller(A)-assy - plastic		
528A-0	Large Roller(A)-plastic		
528A-1	Large Roller(A)shaft		
528B	Large Roller(B)-rubber		
530	Rotating Gear		
531	Dubble Gear		
532	Trus Head Tapping Screw		
533	Folder Lever LH		
534	Folder Lever RH		
535	Tape Folder OUT		
536	Tape Folder IN		
537	Folder Slide LH		
537-1	Folder Slide Body- LH		
537-2	Folder Slide Bearing		
537-3	Folder Slide Bearing Pin		
538	Folder Slide RH		
538-1	Folder Slide Body- RH		

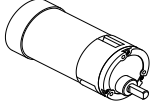



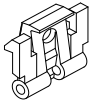

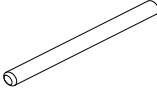
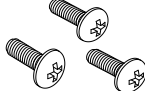
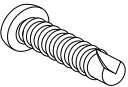

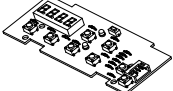


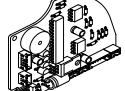


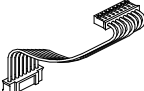


## RT-9000F SPARE PARTS

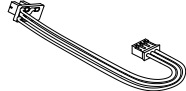
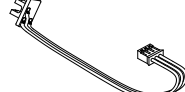
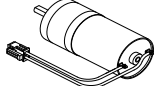




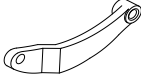
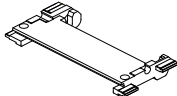
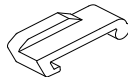


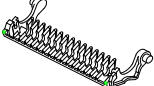
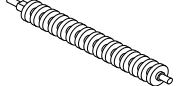

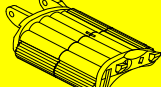

NO	PARTS NAME	set	picture
537-2	Folder Slide Bearing		
537-3	Folder Slide Bearing Pin		
539	Folder Slide Spring		
540	Folder Slide Latch LH		
541	Folder Slide Latch RH		
542	Folder Slide Latch Torsion Spring LH		
543	Folder Slide Latch Torsion Spring RH		
544	Speed Drive Gear		
545	Speed Idle Gear		
600	Main Frame Set	#601~646 Assembly	
601	Main Frame LH		
602	Main Frame RH		
604	Tape Regulating Plate		
606	Brush		
608	Tape Support Roller A		
609B	Tape Security Pole		
610B	Tape Support Roller B		



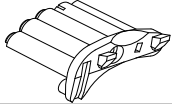
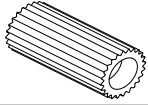
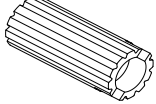
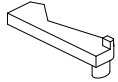
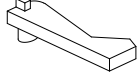
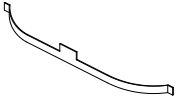
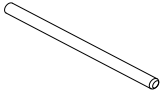
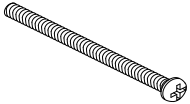

## RT-9000F SPARE PARTS

NO	PARTS NAME	set	picture
611	Geared Motor		
611-1	Geared Motor Cable		
611-2	Motor seat		
612	Motor Gear		
617	Guide Plate Hanger		
618	Guide Plate Hanger Spring		
619	Tape Guide Set Pin		
623	Trus Head Screw		
626	Tapping Screw		
627	Tape Guide Set Torsion Spring		
628	Button PCB (A)		
628-1	Tect Switch		
628-2	LED		
629	Side Frame PCB (B)		
630	Milli Sensor		
631	Button PCB Cable		
632	Side Frame PCB Cable		

## RT-9000F SPARE PARTS

NO	PARTS NAME	set	picture
633A	Folder Sensor A		
633B	Folder Sensor B		
634	Folder Drive Motor		
635	Folder Drive Motor Fix Screw		
636	Folder Drive Cam		
637	Folder Drive Cam Lock Screw		
638	Folder Drive Cam Stopper Spring		
639	Folder Lever Drive Link		
640	Folder Lever Drive Slide		
641	Tension Lever LH		
642	Tension Lever RH		
643	Tension Lever Spring		
644	Tape Guide Entrance		
645A	Speed Roller(A) (rubber)		
646	Speed Roller Gear		
700	Tape Guide Frame Set	#701~710 Assembly	
701	Tape Guide Frame (A)		

## RT-9000F SPARE PARTS

NO	PARTS NAME	set	picture
702	Tape Guide Frame (B)		
703	Guide Roller		
704	Braker Roller		
705	Braker (A)		
706	Braker (B)		
707	Curving Spring		
708	Guide Roller Shaft		
709	Cross Round Head Screw		
710	Nut		
801	Power Cord		